



PANTS



Denim Styles



SLIM

SLIM STRAIGHT

STRAIGHT

BOOTCUT

RELAXED

Pant Measurement



SIZE	XXS	XS	S	M	L	XL	XXL
Waist (cm)	71	76	81	86	91	97	104
Waist (inches)	28	30	32	34	36	38	41
Leg Inseam (cm)	73	76	79	82	85	88	88
Leg Inseam (inches)	28.25	29.25	31	32.25	33.5	34.5	34.5

WAIST

The measurements shown are of the garment itself. Measure around your waistline (top of hips), where trousers sit, keeping the tape comfortably loose.

INSEAM

Measure pants that fit you well. Lay them flat and measure from the crotch to the bottom of the leg hem. If you don't have suitable pants, measure from your crotch to your desired pant leg length.




Infrastructure

Packing & Loadability

- 1 pant packed in a corrugated box
- 40 corrugated boxes, packed with pants will be packed in a master carton
- 175 master carton boxes loadable in a 20ft container
- 300 master carton boxes loadable in a 40ft container







 #3 Balaji Street, M.G.M Nagar, Avaniyapuram Bypass Road,
Madurai - 625012, Tamil Nadu, INDIA.

 +91 74180 53336 / 37
+91 78450 63338

 +91 452 267 3337
 +91 74022 02341

 sales@asianconsumables.com
tex@asianconsumables.com

 www.asianconsumables.com